

Random Lengths Weekly Report



Now a part of
Fastmarkets
RISI

Panel Price Guide

TAK this week: Demand for structural grades of Southern Pine lumber outpacing broader market. Bottleneck at ports wreaking havoc on trade.

Panel Weekly Price Changes

OSB	9/24	10/1	This Week	Chg 3 Weeks	Plywood/Veneer	9/24	10/1	This Week	Chg 3 Weeks	Canadian Panel	9/24	10/1	This Week	Chg 3 Weeks
7/16" (N Central)	+10	+10	+10	+30	SYP (W) 15/32" (Rated 4-ply)	+20	+20	+20	+60	OSB 7/16" (Van)	+5	+20	+10	+35
7/16" (Eastern Can)	0	+10	+5	+15	1/2" CD (Western 4-ply)	+28	+10	+7	+45	OSB 7/16" (Edm)	+5	+20	+10	+35
7/16" (Southwest)	+10	+10	+10	+30	23/32" UL (Southern-West)	+30	+40	+30	+100	OSB 7/16" (Tor)	0	0	0	0
23/32" T&G (N Central)	0	+10	+10	+20	23/32" UL (Western)	-25	-10	-10	-45	OSB T&G 23/32" (Van)	0	0	0	0
23/32" T&G (Eastern Can)	0	0	0	0	23/32" AC (Western)	0	0	0	0	OSB T&G 23/32" (Tor)	0	0	0	0
23/32" T&G (Southwest)	0	+10	+5	+15	1/10" DF CD 54" Veneer	-3.00	-2.00	-1.50	-6.50	Spruce Ply 9.5mm (Tor)	0	0	0	0

U.S. PANEL PRICES

Prices Net, f.o.b. Mill, Unless Otherwise Noted • Prices Per Thousand Square Feet

ORIENTED STRAND BOARD

	NORTH CENTRAL	WESTERN CANADA	EASTERN CANADA	SOUTH WEST ¹	SOUTH EAST ²	MID ATLANTIC ³
3/8"	475	430	410	510	445	445
7/16"	480	430	415	510	450	450
15/32"	495	450	435	535	480	485
1/2"	505	475	445	565	495	505
19/32" T&G	765	705	695	925	930	955
23/32" T&G	940	820	945	1,010	1,010	1,035

DELIVERED PRICES

	3/8"	7/16"	15/32"	19/32" T&G	23/32" T&G
Seattle	480	480	500	760	885
Portland	482	482	502	765	890
Sacramento ⁴	520	520	540	870	970
Los Angeles ⁴	490	490	545	840	930
Denver	510	510	550	945	1,040
Salt Lake City	510	510	550	945	1,040
Phoenix ⁴	490	490	545	840	930

1—Plants in Tex., La., Ark., and Okla. 2—Plants in Ga., Ala., Miss., S.C., and Tenn.
3—Plants in Va., W. Va., N.C. 4—Add 10-20 for Struc 1.

SOUTHERN PLYWOOD¹ SHEATHING

From:	Rated WEST	CENTRAL	EAST	Mill Grade WEST	CENTRAL	EAST
3/8"	425	430	435	355	335	360
15/32" 3-ply	570	580	615	395	410	440
15/32" 4-ply	580	590	625	400	420	445
19/32" 4-ply	750	760	800	445	460	470
23/32"	875	885	915	555	570	680

SANDED

From:	AC WEST	EAST	BC WEST	EAST	UNDERLAYMENT C X-Band, T&G WEST	CENTRAL	EAST
1/4"	590	600	580	590	19/32"	890	900 880
11/32"	560	510	550	490	23/32"	1,010	1,010 1,130
15/32"	800	670	790	660	CONCRETE FORM		
19/32"	850	850	810	810	19/32"	1,200	- 1,280
23/32"	930	980	880	930	23/32"	1,300	- 1,390

SIDINGS, Rough Sawn, 8-foot, 6-patch

From:	WEST	EAST
11/32"	875	885
19/32" Grooved 4" or 8" o.c.	1,165	1,175
19/32" RB&B	1,185	1,175

1—West - Plants in Tex., La., Ark.; Central - Plants in Ala., Miss.; East - Plants in Ga., Fla., S.C., also N.C. and Va., where prices are slightly higher.

Plywood Service Charges

	West	South
U/L C X-band, 5/16-1/2	\$35	\$30-40
U/L, Solid, add to C X-band	25	25-30
Plugging & Touch Sanding	-	30-40
Oiling and Edge Sealing	15	35-50
T&G or Shiplap - 2 long edges	15	10-25
9 & 10 foot lengths	130-160	-
9 & 10 foot lengths (sanded)	110	-
Thick Panels, each 1/16 over 3/4 (23/32)	55	-
Sanded, full thicknesses, 3/8 through 3/4	55	-

WESTERN PLYWOOD SHEATHING

	CD	CD Struc I	CC	CC Plugged & Touch Sanded ¹	Mill Grade
3/8"	458	510	555	915	315
1/2" 3-ply	495	-	-	-	-
1/2" 4/5-ply	517/637	655	635	1,160	400
5/8" 4/5-ply	670/712	740	755	1,330	425
3/4" 4/5-ply	770/800	845	850	1,390	530

1—Add 25 for BC P&TS

SANDED

	AC	BC	AB	AA
1/4"	1,050	965	1,170	1,205
11/32"	1,075	990	1,215	1,250
15/32"	1,560	1,450	1,730	1,750
19/32"	1,750	1,600	1,930	1,955
23/32"	1,910	1,760	2,165	2,185

UNDERLAYMENT

C X-Band, T&G	8'	9'	10'
19/32"	980	1,325	1,820 1,830
23/32"	1,080	1,900	2,400 2,430
1-1/8"	1,525	19/32" RB&B	1,950 2,440 2,470
CONCRETE FORM	18-Patch 11/32"	1,250	1,610 1,645
5/8"	1,625	19/32"	1,850 2,240 2,255
3/4"	1,675	19/32" RB&B	1,905 2,260 2,290

WEST COAST VENEER

CD—8'	54"	27"	RW	F/T	Mix ¹
Douglas Fir 1/10"	81.25	48.00	14.25	14.00	67.75
Douglas Fir 1/8"	106.00	64.00	13.00	13.50	88.00
White Woods 1/6" ²	127.00	86.50	31.00	27.00	-

AB—8'

Douglas Fir	54"	27"
1/10"	173.50	163.50

1—75% 54", 10% 27", 10% RW, 5% F/T. 2—White Fir, Hemlock, Spruce

NON-STRUCTURAL PANELS

INDUSTRIAL PARTICLEBOARD					INTERIOR PB UNDERLAYMENT	MELAMINE ⁵	
WESTERN		SOUTHERN		WEST		EAST	
COAST ¹	INLAND ²	CENTRAL ³	EAST ⁴				
3/8"	440	420	370	395	405	-	-
1/2"	470	450	395	420	420	-	-
5/8"	515	505	460	485	470	800	750
11/16"	-	-	485	510	-	-	-
3/4"	565	545	510	530	525	830	775
1-1/8"	-	-	715	740	-	-	-

1—Western Ore. 2—Eastern Ore. 3—Ark., La., Miss., Ala. 4—Ga., S.C. 5—Thermally fused. Coated on both sides, commodity face grade (80 gram), standard white.

MEDIUM DENSITY FIBERBOARD

	3/8"	1/2"	5/8"	3/4"
WEST ¹	655	715	805	875
EAST ²	630	690	795	845

1—Plants west of the Mississippi River. 2—Plants east of the Mississippi River.

CANADIAN PANEL PRICES

Prices Net, f.o.b. Mill, U.S. Dollars, Unless Otherwise Noted • Prices Per Thousand Square Feet • Prices Indicate Mixed Car Loadings.

ORIENTED STRAND BOARD CANADA¹ DELIVERED PRICES

	3/8"	7/16"	15/32"	1/2"	19/32"	23/32"
	T&G					
Vancouver	580	580	600	620	920	1,070
Edmonton	560	560	580	600	905	1,055
Calgary	565	565	585	605	910	1,060
Regina	560	560	580	600	905	1,055
Winnipeg	570	570	590	610	915	1,070
Toronto	535	540	560	580	885	1,125
Montreal	545	545	565	585	900	1,140
Moncton	557	557	582	602	914	1,154
Halifax	562	562	587	607	919	1,159

1—Prices delivered in Canadian funds, GST not included.

Canadian Panel Price Methodology: Many of the delivered Canadian OSB prices and all of the Spruce and Douglas Fir plywood prices on this page originated in the former Crow's newsletter. All delivered OSB prices in this section are derived from weekly market price assessments. The Spruce and Douglas Fir plywood prices are all derived from the Toronto 3/8-inch price. The 3/8-inch prices for other destinations are based on freight adders or deducts using Toronto as the base. In each destination column, the price for each thickness below the 3/8-inch price is derived from formulas using 3/8-inch as the basis. The 1-inch panel prices reflect additional costs at the manufacturing level.

CANADIAN SHEATHING CANADIAN SPRUCE PLYWOOD^{1,2,3}

	VANC	CAL/EDM	REGINA	WINN	TOR	MONT	MONC	HAL
9.5mm-3/8"	529	539	549	557	559	562	579	584
12.5mm-1/2"	705	719	732	743	745	749	772	779
15.5mm-5/8"	882	898	915	928	932	937	965	973
18.5mm-3/4"	1,058	1,078	1,098	1,114	1,118	1,124	1,158	1,168
25.5mm-1"	1,597	1,623	1,651	1,671	1,677	1,685	1,731	1,744

1—Prices delivered in Canadian funds, GST not included.

2—For Select, add: 60 3—For T&G, add: 20

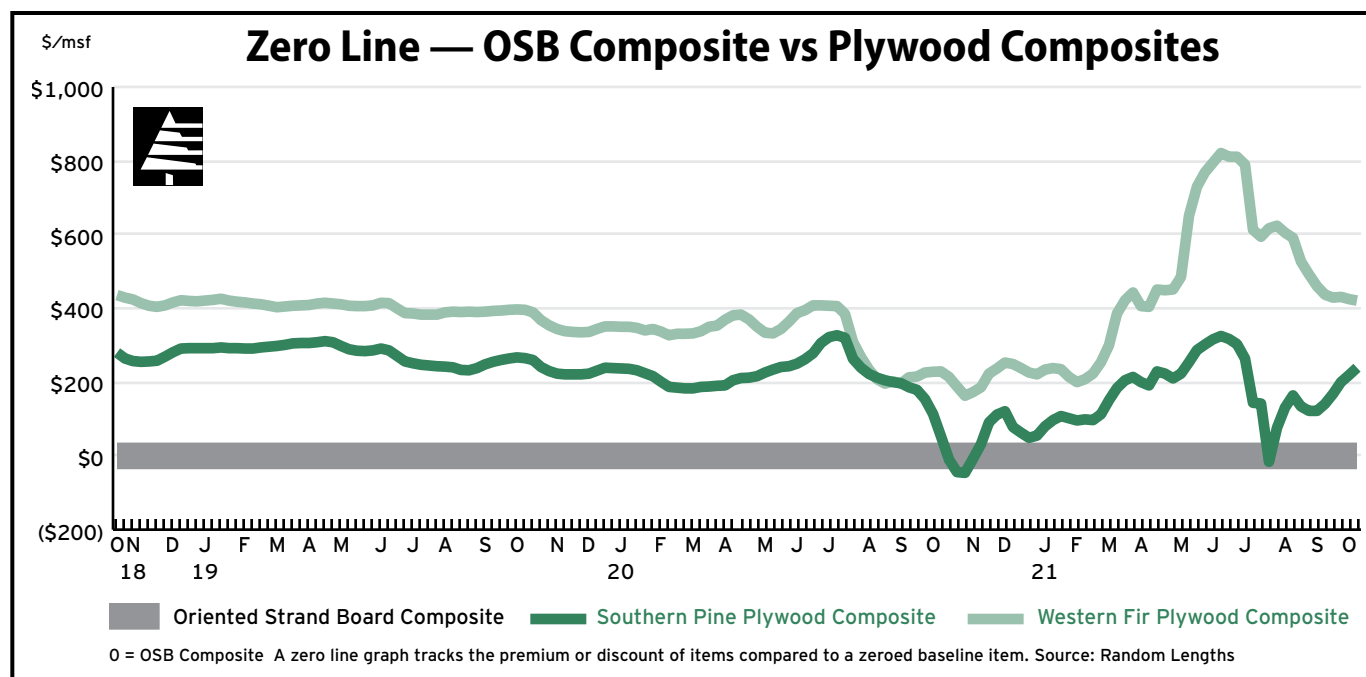
DOUGLAS FIR PLYWOOD^{1,2,3}

	VANC	CAL/EDM	REGINA	WINN	TOR	MONT	MONC	HAL
9.5mm-3/8"	529	539	549	557	559	562	579	584
12.5mm-1/2"	705	719	732	743	745	749	772	779
15.5mm-5/8"	882	898	915	928	932	937	965	973
18.5mm-3/4"	1,058	1,078	1,098	1,114	1,118	1,124	1,158	1,168
25.5mm-1"	1,597	1,623	1,651	1,671	1,677	1,685	1,731	1,744

1—Prices delivered in Canadian funds, GST not included.

2—For Select, add: 60 3—For T&G, add: 20

Panel Price Comparisons



RANDOM LENGTHS

Information Services for the Forest Products Industry

A wholly owned subsidiary of Fastmarkets RISI

Address: 450 Country Club Road Suite 315, Eugene, Oregon 97401

Phone: (866) 271-8525 (Toll-free U.S./Canada) or (541) 686-9925

Email: rlmail@rpi.com Twitter: @TheWoodNews

Website: www.randomlengths.com

Copyright © 2021, Random Lengths Publications, Inc. No part of this publication may be reproduced or transmitted in any form or by any means, electronic or mechanical, including photocopy, recording, facsimile, or any information storage and retrieval system, without written permission. Retransmission by fax, email, or other means, which results in the creation of an additional copy, is unlawful. ISSN 0483-9420. This publication is registered with the Copyright Clearance Center (CCC).

Chief Executive Officer, Fastmarkets RISI: Daniel Klein

Senior Vice President, Fastmarkets RISI: Matt Graves

Editor: Shawn Church

Associate Editors: Jeff Redd, Pete Malliris, Gary Zauner

Assistant Editors: Craig Murphy, Ted Shorack, Joe Pruski

Computer Services: Rich Dudley

Production: Tracy Klocko, Adrienne West, Terri Horning, Teresa Wann, Lori Pilla

Subscriber Services: Janna Land, Joy Knick

Newsletters (pdf): Random Lengths Weekly Report, International, and Yardstick.

Upon release Lumber, Panel, and Midweek reports (pdf, xls, or dbf)

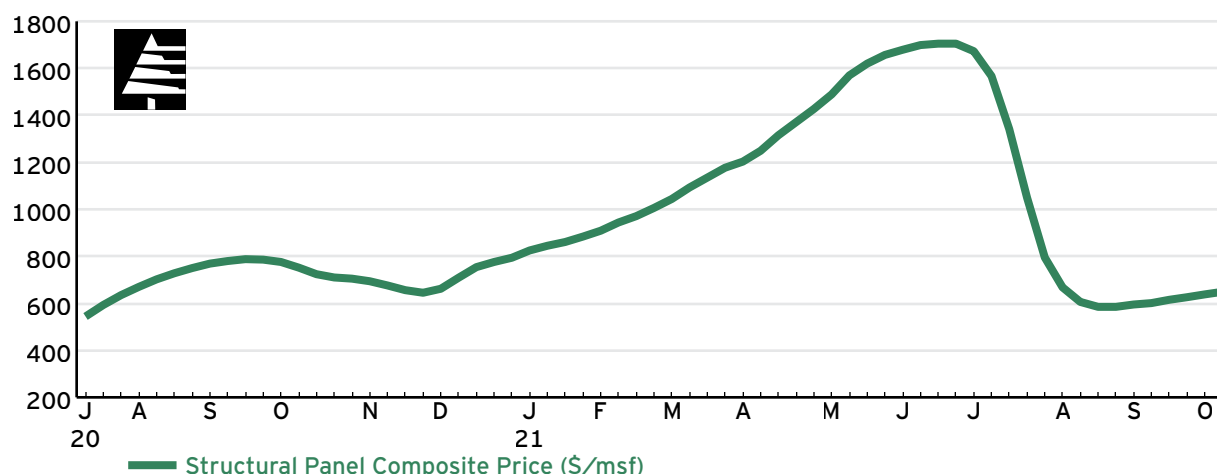
Panel Market Report

Panel Market Indicators

	This Week	Last Week	Year Ago
Structural Panel Composite Price¹	649	638	776
Key Panel Prices			
15/32" 4-ply Rated Southern (West)	580	560	725
15/32" 4-ply Rated Southern (East)	625	610	720
1/2" 4-ply Western	517	510	792
7/16" OSB (North Central)	480	470	690
23/32" AC Sanded Western	1,910	1,910	1,085
Fir 1/10" CD Veneer Mix	67.75	69.00	73.25

	This Week	Last Week	Year Ago
Panel Group Composites¹			
Oriented Strand Board Composite	583	576	729
Southern Pine Plywood Composite	822	795	843
Western Fir Plywood Composite	1,004	1,001	957
Non-Structural Panel Composite	660	655	485

1 – For a list of items included in each composite, go to www.rlpi.com, then In Depth > Useful Data > Monthly Composite Prices



Oriented Strand Board

Sales of OSB slowed in the South as the week progressed. Most buyers addressed their most pressing needs in early trading, and were on the sidelines by Thursday and Friday. Some distributors and dealers leaned on contracts all week. Sheathing prices inched higher, despite the slower pace.

Buyers frequently noted that upward momentum eased or stalled in late trading, with more offerings surfacing in the secondary market. Mill order files were primarily into the week of October 18, with a few reaching into November. Some producers scrambled to catch up on shipments of specialty items that were months late in some cases because of recent resin shortages.

Prices in northern markets also posted small increases, although activity slowed late in the week as a number of Canadian traders got an early start on the holiday weekend. Most traders welcomed modest price increases following the market's recent wild ride. "After the last 18 months of volatility, I think everyone is OK with a little stability," said one buyer in Eastern Canada.

In most markets, prices of flooring held close to last week's levels. Sparse replenishment needs among distributors kept western delivered markets quiet. Sheathing prices captured premiums in Sacramento.

Southern Plywood

Extended lead times kept some buyers on the sidelines, but sales remained steady enough to support price appreciation throughout the week.

The majority of buyers took a hand-to-mouth approach to replenishment given the time of year and potential for consumption to subside.

Reported prices of 15/32-inch rated sheathing gained \$15-20. Demand for thicker panels continued to outpace sales for other thicknesses. 23/32-inch climbed \$35-45. A dearth of imported items from South America sustained price strength in sanded AC/BC panels and underlayment.

Buyers unwilling to book orders as far out as early November turned to secondaries that offered slightly quicker-shipping loads at or slightly above mill replacement levels. Inventories in distribution dwindled from buyers covering immediate needs. Sales gained greater momentum in late trading.

Western Plywood

Traders noted a satisfactory sales pace, active enough to keep mild upward pressure on sheathing prices. Many were relieved to see a market removed from the extreme volatility experienced over the past couple of years.

Mill order files extended as far out as the week of November 1, but volumes for shipment the week of October 11 were available.

Tight supplies of Southern Pine 23/32-inch rated sheathing prompted buyers to purchase 3/4-inch Fir instead. But traders questioned why Fir sales activity overall lagged the pace in recent weeks of higher-priced Southern Pine. Demand for underlayment continued to lag, and producers listened to counters. Sanded and siding prices were flat.

Canadian Plywood

Customers readily accepted contract volumes and purchased conservatively in the open market.

Activity at job sites sustained fluidity throughout the distribution system. Buyers often looked to distributors for less-than-truckload volumes, trying to manage inventories closely. Distributors found it difficult to get a higher price than what mills received. Sheathing prices remained flat.

At least one producer tried to pass on the added cost of reserving intermodal containers to customers. Eastern buyers reported carload deliveries being delayed for days at rail yards located only a few miles from their destination.

Veneer

LVL and hardwood plywood producers continued to display a healthy appetite for Douglas Fir veneer. Interest in 54s picked up modestly from U.S. plywood producers, but demand remained limited from Canadian mills.

Traders noted the unusual discount of 1/8-inch randoms to fishtails, and pointed to the excess of the former while much of the latter was chipped. Some buyers paid more for both 1/10- and 1/8-inch random to ensure ongoing supplies.

Non-Structural Panels

Traders who noticed a mild lull in sales last week reported a sharp rebound in orders this week. For most, however, the pace of sales in particleboard, MDF, and melamine remained steady and active. Higher raw material and energy costs motivated producers to keep upward pressure on quotes.

Buyers dealing with their own supply chain issues reluctantly looked to slow shipments of panels they could not use immediately. However, most took whatever a mill could ship for fear of having future allocations reduced. News that California-based rice straw MDF producer, CalPlant, filed for bankruptcy this week caught traders' attention.

Random Lengths Weekly Report



Panel Price Guide UPS & DOWNS

Panel Weekly Price Changes

OSB	9/24	10/1	This Week	Chg 3 Weeks	Plywood/Veneer	9/24	10/1	This Week	Chg 3 Weeks	Canadian Panel	9/24	10/1	This Week	Chg 3 Weeks
7/16" (N Central)	+10	+10	+10	+30	SYP (W) 15/32" (Rated 4-ply)	+20	+20	+20	+60	OSB 7/16" (Van)	+5	+20	+10	+35
7/16" (Eastern Can)	0	+10	+5	+15	1/2" CD (Western 4-ply)	+28	+10	+7	+45	OSB 7/16" (Edm)	+5	+20	+10	+35
7/16" (Southwest)	+10	+10	+10	+30	23/32" UL (Southern-West)	+30	+40	+30	+100	OSB 7/16" (Tor)	0	0	0	0
23/32" T&G (N Central)	0	+10	+10	+20	23/32" UL (Western)	-25	-10	-10	-45	OSB T&G 23/32" (Van)	0	0	0	0
23/32" T&G (Eastern Can)	0	0	0	0	23/32" AC (Western)	0	0	0	0	OSB T&G 23/32" (Tor)	0	0	0	0
23/32" T&G (Southwest)	0	+10	+5	+15	1/10" DF CD 54" Veneer	-3.00	-2.00	-1.50	-6.50	Spruce Ply 9.5mm (Tor)	0	0	0	0

U.S. PANEL PRICES

Prices Net, f.o.b. Mill, Unless Otherwise Noted • Prices Per Thousand Square Feet

ORIENTED STRAND BOARD

	NORTH CENTRAL	WESTERN CANADA	EASTERN CANADA	SOUTH WEST ¹	SOUTH EAST ²	MID ATLANTIC ³
3/8"	+10	+10	+5	+10	+10	+10
7/16"	+10	+10	+5	+10	+10	+10
15/32"	+10	+10	+5	+10	+10	+10
1/2"	+10	+10	+5	+10	+10	+10
19/32" T&G	+10	0	0	+5	0	+5
23/32" T&G	+10	0	0	+5	0	+5

DELIVERED PRICES

	3/8"	7/16"	15/32"	19/32" T&G	23/32" T&G
Seattle	+10	+10	+10	0	0
Portland	+10	+10	+10	0	0
Sacramento ⁴	+20	+20	+20	+10	+10
Los Angeles ⁴	0	0	0	+10	+10
Denver	0	0	0	0	0
Salt Lake City	0	0	0	0	0
Phoenix ⁴	0	0	0	+10	+10

1—Plants in Tex., La., Ark., and Okla. 2—Plants in Ga., Ala., Miss., S.C., and Tenn.
3—Plants in Va., W. Va., N.C. 4—Add 0/0 for Struc 1.

SOUTHERN PLYWOOD¹ SHEATHING

From:	Rated WEST	CENTRAL	EAST	Mill Grade WEST	CENTRAL	EAST
3/8"	+10	+5	+5	0	0	+15
15/32" 3-ply	+20	+15	+15	0	0	+5
15/32" 4-ply	+20	+15	+15	0	0	0
19/32" 4-ply	+40	+30	+40	0	0	0
23/32"	+45	+35	+35	+10	+10	+20

SANDED

From:	AC WEST	EAST	BC WEST	EAST	UNDERLAYMENT C X-Band, T&G WEST	CENTRAL	EAST
1/4"	0	+10	0	+10	19/32"	+30	+30
11/32"	0	+10	0	+10	23/32"	+30	+30
15/32"	0	+20	0	+20	CONCRETE FORM		
19/32"	0	+30	0	+30	19/32"	+15	+30
23/32"	+30	+50	+30	+50	23/32"	+15	+30

SIDINGS, Rough Sawn, 8-foot, 6-patch

From:	WEST	EAST
11/32"	0	0
19/32" Grooved 4" or 8" o.c.	0	0
19/32" RB&B	0	0

1—West — Plants in Tex., La., Ark.; Central — Plants in Ala., Miss.; East — Plants in Ga., Fla., S.C., also N.C. and Va., where prices are slightly higher.

Plywood Service Charges

	West	South
U/L C X-band, 5/16-1/2	\$35	\$30-40
U/L, Solid, add to C X-band	25	25-30
Plugging & Touch Sanding	—	30-40
Oiling and Edge Sealing	15	35-50
T&G or Shiplap - 2 long edges	15	10-25
9 & 10 foot lengths	130-160	—
9 & 10 foot lengths (sanded)	110	—
Thick Panels, each 1/16 over 3/4 (23/32)	55	—
Sanded, full thicknesses, 3/8 through 3/4	55	—

WESTERN PLYWOOD SHEATHING

	CD	CD Struc I	CC	CC Plugged & Touch Sanded ¹	Mill Grade
3/8"	+3	+5	0	+10	+15
1/2" 3-ply	+10	—	—	—	—
1/2" 4/5-ply	+7/+7	+5	0	+10	+30
5/8" 4/5-ply	+10/+7	+5	0	+10	+15
3/4" 4/5-ply	+10/+15	+25	0	+10	+30

1—Add 0 for BC P&TS

SANDED

	AC	BC	AB	AA
1/4"	0	0	0	0
11/32"	0	0	0	0
15/32"	0	0	0	0
19/32"	0	0	0	0
23/32"	0	0	0	0

UNDERLAYMENT

C X-Band, T&G	8'	9'	10'
19/32"	-10	0	0
23/32"	-10	0	0
1-1/8"	-10	0	0
SIDINGS, Rough Sawn	8'	9'	10'
6-Patch 11/32"	0	0	0
19/32"	0	0	0
19/32" RB&B	0	0	0
CONCRETE FORM	8'	9'	10'
18-Patch 11/32"	0	0	0
19/32"	0	0	0
19/32" RB&B	0	0	0

WEST COAST VENEER

CD—8'	54"	27"	RW	F/T	Mix ¹
Douglas Fir 1/10"	-1.50	-1.50	+0.25	0	-1.25
Douglas Fir 1/8"	-1.50	-1.50	+0.50	0	-1.00
White Woods 1/6" ²	-2.00	-1.50	0	+0.25	—

AB—8'

Douglas Fir	54"	27"
1/10"	0	0

1—75% 54", 10% 27", 10% RW, 5% F/T. 2—White Fir, Hemlock, Spruce

NON-STRUCTURAL PANELS

INDUSTRIAL PARTICLEBOARD					INTERIOR PB UNDERLAYMENT		MELAMINES	
WESTERN		SOUTHERN			WESTERN		WEST EAST	
COAST ¹	INLAND ²	CENTRAL ³	EAST ⁴					
3/8"	+5	+5	0	+5	+5	-	-	
1/2"	+5	+5	0	+5	+5	-	-	
5/8"	+5	+5	0	+5	+5	+5	+5	
11/16"	-	-	0	+5	-	-	-	
3/4"	+5	+5	0	+5	+5	+5	+5	
1-1/8"	-	-	0	+5	-	-	-	

1—Western Ore. 2—Eastern Ore. 3—Ark., La., Miss., Ala. 4—Ga., S.C. 5—Thermally fused. Coated on both sides, commodity face grade (80 gram), standard white.

MEDIUM DENSITY FIBERBOARD

	3/8"	1/2"	5/8"	3/4"
WEST ¹	+5	+5	+5	+5
EAST ²	+5	+5	+5	+5

1—Plants west of the Mississippi River. 2—Plants east of the Mississippi River.

**RANDOM LENGTHS**Now a part of
Fastmarkets
RISI

Random Lengths Weekly Report

CANADIAN PANEL PRICES

Prices Net, f.o.b. Mill, U.S. Dollars, Unless Otherwise Noted • Prices Per Thousand Square Feet • Prices Indicate Mixed Car Loadings.

ORIENTED STRAND BOARD CANADA¹ DELIVERED PRICES

	3/8"	7/16"	15/32"	1/2"	T&G	
Vancouver	+10	+10	+10	+10	0	0
Edmonton	+10	+10	+10	+10	0	0
Calgary	+10	+10	+10	+10	0	0
Regina	+10	+10	+10	+10	0	0
Winnipeg	+10	+10	+10	+10	0	0
Toronto	0	0	0	0	0	0
Montreal	0	0	0	0	0	0
Moncton	0	0	0	0	0	0
Halifax	0	0	0	0	0	0

1—Prices delivered in Canadian funds, GST not included.

Canadian Panel Price Methodology: Many of the delivered Canadian OSB prices and all of the Spruce and Douglas Fir plywood prices on this page originated in the former Crow's newsletter. All delivered OSB prices in this section are derived from weekly market price assessments. The Spruce and Douglas Fir plywood prices are all derived from the Toronto 3/8-inch price. The 3/8-inch prices for other destinations are based on freight adders or deducts using Toronto as the base. In each destination column, the price for each thickness below the 3/8-inch price is derived from formulas using 3/8-inch as the basis. The 1-inch panel prices reflect additional costs at the manufacturing level.

CANADIAN SHEATHING CANADIAN SPRUCE PLYWOOD^{1,2,3}

	VANC	CAL/EDM	REGINA	WINN	TOR	MONT	MONC	HAL
9.5mm-3/8"	0	0	0	0	0	0	0	0
12.5mm-1/2"	0	0	0	0	0	0	0	0
15.5mm-5/8"	0	0	0	0	0	0	0	0
18.5mm-3/4"	0	0	0	0	0	0	0	0
25.5mm-1"	0	0	0	0	0	0	0	0

1—Prices delivered in Canadian funds, GST not included.

2—For Select, add: 0 3—For T&G, add: 0

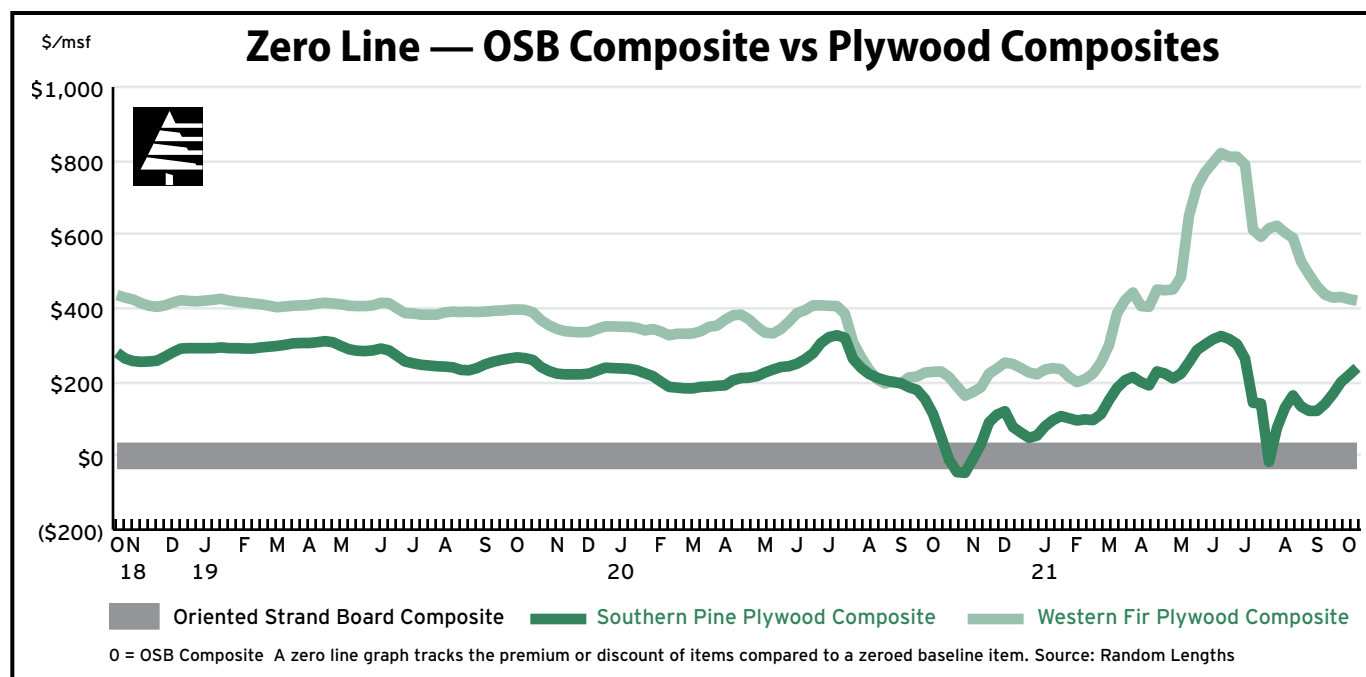
DOUGLAS FIR PLYWOOD^{1,2,3}

	VANC	CAL/EDM	REGINA	WINN	TOR	MONT	MONC	HAL
9.5mm-3/8"	0	0	0	0	0	0	0	0
12.5mm-1/2"	0	0	0	0	0	0	0	0
15.5mm-5/8"	0	0	0	0	0	0	0	0
18.5mm-3/4"	0	0	0	0	0	0	0	0
25.5mm-1"	0	0	0	0	0	0	0	0

1—Prices delivered in Canadian funds, GST not included.

2—For Select, add: 0 3—For T&G, add: 0

Panel Price Comparisons

**RANDOM LENGTHS**

Information Services for the Forest Products Industry

A wholly owned subsidiary of Fastmarkets RISI

Address: 450 Country Club Road Suite 315, Eugene, Oregon 97401

Phone: (866) 271-8525 (Toll-free U.S./Canada) or (541) 686-9925

Email: rlmail@rpi.com Twitter: @TheWoodNewsWebsite: www.randomlengths.com

Copyright © 2021, Random Lengths Publications, Inc. No part of this publication may be reproduced or transmitted in any form or by any means, electronic or mechanical, including photocopy, recording, facsimile, or any information storage and retrieval system, without written permission. Retransmission by fax, email, or other means, which results in the creation of an additional copy, is unlawful. ISSN 0483-9420. This publication is registered with the Copyright Clearance Center (CCC).

Chief Executive Officer, Fastmarkets RISI: Daniel Klein

Senior Vice President, Fastmarkets RISI: Matt Graves

Editor: Shawn Church

Associate Editors: Jeff Redd, Pete Malliris, Gary Zauner

Assistant Editors: Craig Murphy, Ted Shorack, Joe Pruski

Computer Services: Rich Dudley

Production: Tracy Klocko, Adrienne West, Terri Horning, Teresa Wann, Lori Pilla

Subscriber Services: Janna Land, Joy Knick

Newsletters (pdf): Random Lengths Weekly Report, International, and Yardstick.

Upon release Lumber, Panel, and Midweek reports (pdf, xls, or dbf)